





















### Reading and Writing – Retell a Story

Listen to your child read a story (maybe their home reading text) aloud. Focus on comprehension by prompting them to share ideas about events happening in the text. Ask them to identify the main ideas from the text and to create three succinct sentences that capture each part of the story. You may wish to print the 'beginning, middle and end' template overleaf.

### Mathematics – Money, Money, Money!

Discuss way that we use money in the real world and how it is important that we learn to calculate this accurately. Look at any Australian coins that you have around the house, making note of the images on each, their size and the monetary value of each. Emphasise that every dollar is made up of 100 cents. Complete the task below:

Add the coins to find the total:




	+		=			
	+		+		=	
	+		+		=	
	+		+		=	
	+		+		=	
	+		+		=	
	+		+		=	

# RETELL A STORY

Book: \_\_\_\_\_

Author: \_\_\_\_\_

Sequence the story by drawing and writing about the beginning, middle and end of it:

BEGINNING	MIDDLE	end
		
_____	_____	_____
_____	_____	_____
_____	_____	_____