

Term 2, 2018
Weeks 9 and 10 (12 – 25 June)

Year 3 – 4

Fiction book report

Answering messages on land lines and mobile phones have become more and more creative over the years, reflecting the interests and idiosyncrasies of the owner. Ask your child to select three characters from the book that he/she is currently reading. Have your child write and then perform answering messages for each character – paying particular attention to what each character says, his/her diction and their tone. Ask your child why he/she chose to present each character in a particular way.

Asking and answering question about a text



Use the Q-Matrix spinners (below) to take turns, with your child, in asking and answering questions about the book that he/she is reading. You will need a paper clip and pencil to act as a spinner. Watch the YouTube clip to gain an understanding about the types of questions. This clip is available at:

<https://www.youtube.com/watch?v=-0zOFyX22so>

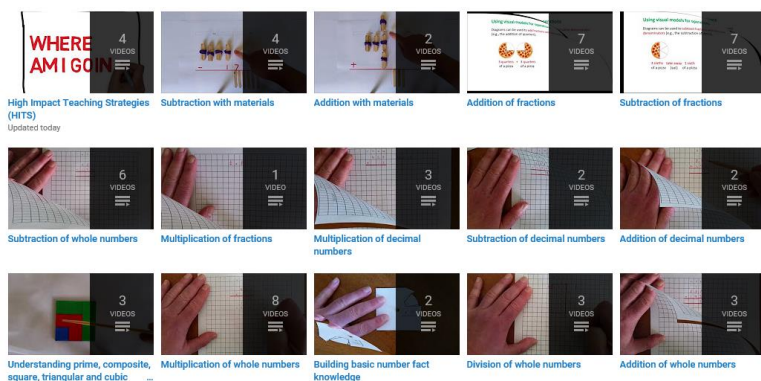
Spelling / Vocabulary

Ask your child to select twelve words he/she has learnt as part of their term 1 (Decision makers) and/or term 2 (What makes me healthy) unit of inquiry. Have your child use the grid (below) to make a find-a-word puzzle. Words may be recorded horizontally, vertically or diagonally.

Mathematics – An evidenced-based and developmental approach

Your child's teacher/s may have suggested that your child needs to consolidate a particular concept in mathematics in his/her semester 1 report. This playlist provides evidenced-based and developmentally appropriate approaches for learning mathematical concepts:

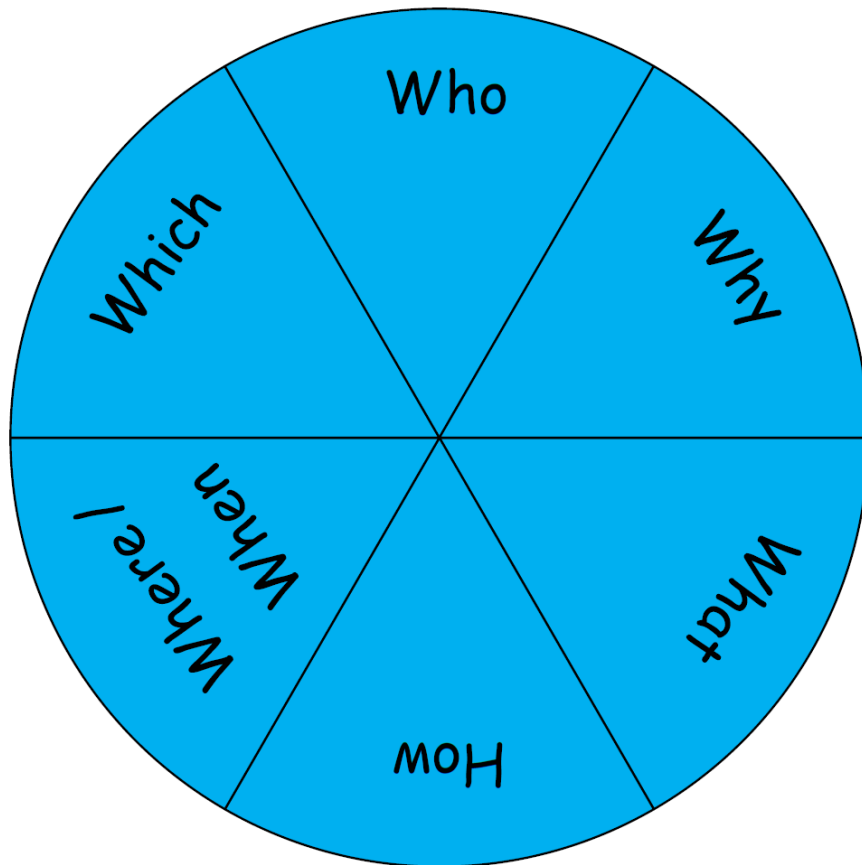
https://www.youtube.com/channel/UC8kLk_0uqDUsvHWYRPSnGHg/playlists?disable_polymer=1




Problem solving

- Brush loads: <https://nrich.maths.org/4911>
- Torn shapes: <https://nrich.maths.org/4963>
- Area and perimeter: <https://nrich.maths.org/7280>

Q-matrix spinners



Find-a-word puzzle



Words to find